



## Aerospace Engineering Design Symposium AY 2010/11

When? → Friday, April 15, 2011, 8:00 am – 4:00 pm.

Where? → University of Colorado at Boulder, Discovery Learning Center (DLC),  
<http://engineering.colorado.edu/dlc/>

Questions + Registration → [Patti.Gassaway@colorado.edu](mailto:Patti.Gassaway@colorado.edu), (303)735-4900

Department of Aerospace Engineering Sciences, <http://www.colorado.edu/aerospace/>

### Agenda:

\* Senior Projects. # Graduate Projects. + Joint Graduate/Senior Projects

8:00 am	Registration	
8:30 am	Welcome by Chair Jeff Forbes	
	Presentations TEAM	Sponsor/s
8:40 am	HPMS*	Ball Aerospace Corp
9:00 am	XROVER*	NASA-JPL
9:20 am	REDCROC*	Lockheed Martin Corp
9:40 am	EPICSat*	LASP
10:00 am	THEIA*	CSGC
10:20 am	Dream Chaser <sup>#</sup>	SNC
Break 10:40-10:50		
10:50 am	GoJett-Biomite <sup>+</sup>	eSpace
11:30 am	HySoR-HALO <sup>+</sup>	ULA/eSpace
12:10 pm	HYPERION- SOLSTICE <sup>+</sup>	Boeing/eSpace
12:50 pm Lunch		
Poster Sessions		
12:50 pm	Student Poster Presentations	
3:00 pm	AES undergraduate students view posters	
4:00 pm Adjourn		

Capstone Senior Design Project Website: <http://aeroprojects.colorado.edu/>

No registration fee. Parking fee all day: \$7.75, <http://tinyurl.com/CUParking>

**Please RSVP or register before April 10 is suggested and appreciated.**

Hotels in walking distance:      Millenium Harvest House ([www.millenniumhotels.com](http://www.millenniumhotels.com) )  
    Best Western Boulder Inn (<http://www.boulderinn.com/>)

Symposium announcement may be distributed to all interested parties

<b>Project Name</b>	<b>Explanation of Acronym (Sponsor)</b>	<b>Brief Description</b>
<b>Biomite</b>	<i>Biofueled Miniature Turbojet Engine (eSpace)</i>	<i>Competitive turbojet product for an expanding UAV propulsion market</i>
<b>Dream Chaser</b>	<i>Dream Chaser Cockpit design (SNC)</i>	<i>Develop a cockpit design architecture focusing on displays, controls, and layout for the SNC Dream Chaser space system based on advances in cockpit technology.</i>
<b>EPICSat</b>	<i>Express Payload Integration CubeSat (LASP)</i>	<i>Design, develop and test a fully functional CubeSat bus using commercial off the shelf parts.</i>
<b>GoJett</b>	<i>Supersonic UAV (eSpace)</i>	<i>Design , build, and fly 1 meter span, 50kg mass, 250 lbs thrust UAV at Mach 1.2</i>
<b>HALO</b>	<i>HySoR Apparatus for Launch Operations (ULA)</i>	<i>Design a portable, scalable, reusable launch support system intended to safely launch the HySoR rocket</i>
<b>HPMS</b>	<i>Hydrazine Propulsion Management System (Ball)</i>	<i>Validate the AFT Impulse software that they use to simulate water hammer effects in their propulsion systems</i>
<b>HYPERION</b>	<i>UAV with hybrid propulsion system (Boeing, eSpace)</i>	<i>Conceive Design, Implement, and Operate an environmentally responsible blended flying wing with a global team of students to explore follow-the-sun design processes.</i>
<b>HySoR</b>	<i>Hybrid Sounding Rocket (ULA, eSpace)</i>	<i>Design, build, and launch a hybrid sounding rocket capable of lifting a 2 kg payload to an altitude of 50 km</i>
<b>REDCROC</b>	<i>REsearch and Development for the Capture and Removal of Orbital Clutter (Lockheed Martin)</i>	<i>Design, build, test, and evaluate an Earth-based demonstration device for the capture of orbital debris</i>
<b>SOLSTICE</b>	<i>Standalone-electric Optimized Lifting System, Transitionable Internal Combustion Engine (eSpace)</i>	<i>Design, manufacture &amp; operate a hybrid engine capable of performing the Hyperion concepts of operation</i>
<b>THEIA</b>	<i>Telescopic High-definition Earth Imaging Apparatus</i>	<i>Design and construct an optical payload engineering unit compatible with the ALL-STAR bus that images earth in full color</i>
<b>XROVER</b>	<i>Extended Range of Versatility Exploration Rovers (JPL)</i>	<i>Add relay capability to the existing R3 multi-rover system in order to explore locations where communication is obstructed with the Mother Rover</i>

Project details can be found on: <http://aeroprojects.colorado.edu/>

Symposium announcement may be distributed to all interested parties

# Dream Chaser Graduate Project

**Mission Statement:**  
 "To develop a cockpit design architecture focusing on displays, controls, and layout for the SNC Dream Chaser space system based on advances in cockpit technology balanced with NASA heritage systems."

**Sponsors:**

- Sierra Nevada Corp.
- University of Colorado at Boulder
- NASA

**Final Deliverables:**

- Initial displays and controls architecture
- Physical Mockup (Two stages of fidelity) including the design architecture
- Human Factors Evaluation Plan and evaluation testing
- Design considerations for the Engineering Test Article





**Express Payload Integration CubeSat**

**Goal:** Design, develop and test a fully functional CubeSat bus using commercial off the shelf (COTS) parts.

**Emphasis:** Interfacing capability to accommodate a sensor payload, and to allow for multiple mission use.

**Project Manager**  
 Systems Engineer  
 Testing Engineer  
 Structural Engineer  
 Controls Engineer/CFO  
 Software Engineer  
 Electronics Engineer  
 Safety Engineer  
 Communications Engineer

Erin Tucker  
 Swarandeeep Singh  
 Joseph Freelong  
 Erin Halin  
 Greg Miller  
 Chris Sawyer  
 Jeff Severson  
 Evan Townsend  
 Erin Tucker



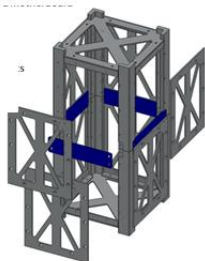
Key Interfacing Components

- Electrical Power System (EPS)
- Command & Data Handling (C&DH)
- Communications System (COMM)
- Attitude Determination & Control System (ADCS)
- Modular Structure

Core Concepts

- Design an original 1 cube unit (1U) CubeSat bus structure, and an interfacing system to connect either a 1U or 2U payload structure.
- Adhere to official CubeSat Design Specifications (mass, dimensions, loading requirements)
- Construct system interfacing components to accommodate a sensor payload, with capability for upgrades
- Ensure EPS, C&DH and COMM subsystems consist of COTS parts, and 50% of ADCS

**Customer**  
 Dr. Scott Palo, \_\_\_\_\_?



# REDCROC



REsearch and Development for the Capture and Removal of Orbital Clutter

## Purpose:

To design, build, test, and evaluate an Earth-based demonstration device for the capture of orbital debris.

## Objectives:

- 1) Simulating rendezvous between the device and the debris
- 2) Deploying the capture device from the system chassis
- 3) Sensing debris capture
- 4) Securing the debris



## Objectives:

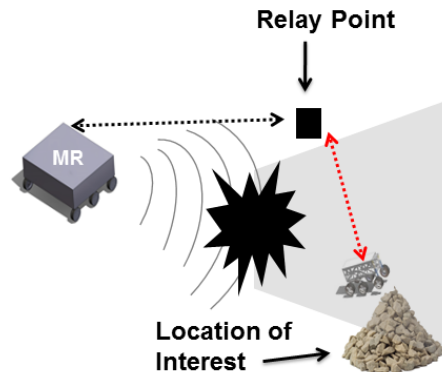
1. Deploy and Dock on Terrain
2. Traverse through Terrain to Location of Interest
3. Communicate Around Obstacles using a Relay System
4. Maintain Previous Capabilities from REMUS and R3

## Team XROVER

### (Extended Range of Versatility Exploration Rovers)

**Goal:** The goal of X-ROVER is to add relay capability to the existing R3 multi-rover system in order to explore locations where communication is obstructed with the MR. This functionality will be supplemented by the ability of the system to navigate and communicate over TBD terrain.

**Customer:** Barbara Streiffert, **JPL**



### Hydrazine Propulsion Management System (HPMS)

- Customer, Ball Aerospace and Technologies Corporation (BATC), has a need to validate the AFT Impulse software that they use to simulate water hammer effects in their propulsion systems.

## Concept of Operations

The Goal of HPMS is to validate the AFT Impulse software by:

- Designing, building and testing a ground based test stand using water to represent the flow pattern of a mono propellant hydrazine propulsion (MPHP) system.

### Applied Flow Technologies (AFT) Impulse Software

- Models water hammer effects in pipe flow
- Widely used in petroleum industry, chemical plants
- Ball Aerospace uses this software to model propulsion flow circuitry
- Not specifically validated for customer's applications

### System Requirements:

#### Mechanical

- Create Representative Flow Circuitry of Mono-Propellant Propulsion System
- Provide Structural Stability for Flow Circuitry Components
- Provide Capability to Change Fluid Momentum

#### Electrical

- Provide Power to Necessary System Components
- Operate Mechanical Components in Order to Create Water Hammer
- Measure Water Hammer Pressure Variations

#### Software


- Develop Independent Analytical Model
- Provide System Control via User Interface
- Create AFT Impulse Model of Test Stand
- Manipulate and Compare Experiment Data to AFT Impulse Data

#### Test and Validation

- Measure K Loss Factors and Valve Opening Time
- Conduct Intermediate System Tests to Ensure Functionality
- Conduct Full System Tests
- Assist with Data Comparison
- Determine and Mitigate Sources of Error

### Test Stand Assembly

**Team:**  
 John Maguire  
 John Wallace  
 Brandi Casey  
 Phil Lauffenburger  
 Peter DeBiase  
 Felix Bidner  
 Matt Zemel  
 Robert Whitehill  
 Jeremy Klammer




## Telescopic High-definition Earth Imaging Apparatus (THEIA)

The THEIA team will **design and construct an optical payload** engineering unit compatible with the ALL-STAR bus that **images earth in full color** ultimately to **verify all capabilities of the ALL-STAR bus**, providing a marketable proof of concept.

**Customer:**  
 Colorado Space Grant Consortium  
 Christopher Koehler

**PAB Advisor:**  
 Dr.Scott Palo



## Hybrid Sounding Rocket

**To design, build, and launch a hybrid sounding rocket capable of lifting a 2 kg payload to an altitude of 50 km.**

**HALO Team:**  
Prep on-board electronics  
Fill oxidizer tank and launch

**Boost Phase:**  
Burn rocket propellant  
Collect motor performance data

**Coast to Apogee:**  
Exhaust propellant mass

**Apogee:**  
Separate payload from rocket body  
Record apogee for later analysis

**Payload Descent and Operation:**  
Begin collecting payload data

**Parachute Deployment:**  
Deploy recovery system

**Booster Impact:**  
Booster falls without recovery  
Payload lands and is recovered by team

**Payload Splashdown and Recovery:**

HYSOR - GRADUATE PROJECTS — DR. LAKSHMI KANTHA

## HALO (HySoR Apparatus for Launch Operations)

- Team Members:** Nathan Luallen, Aaron Young, James Nelson, Josh Hecht, Patrick Quealy, Jessi Watson, Derek Houtz, Chris Lapanse, Eric Donahue
- Costumer:** Dr. Lakshmi Kantha
- The goal** of the HALO project is to design a portable, scalable, reusable launch support system intended to safely launch the HySoR rocket or a hybrid rocket of similar design. The launch system shall consist of a launch structure, remote oxidizer fill/dump system, and a remote ignition system.
- Objectives:**



  - The launch structure needs to be able to support the rocket during pre-flight operations and the initial stage of launch. It must withstand any static and dynamic loads the rocket produces before and during lift off.
  - Must be able to Fill flight ready rocket with 40 – 80 kg (TBR) of nitrous oxide.
  - The system shall send a reliable, remote ignition signal to the Hybrid rocket to start the rocket's ignition system.

# GOJETT Supersonic UAV



## Characteristics

- 2 meter length, 1 meter span
- 50kg mass
- Fluidic injection thrust vectoring
- 250 lbs thrust with afterburner



## Capabilities

- World's fastest UAV at Mach 1.2
- Tailless flight
- 100km range
- HTOL



CU Aerospace Industry Symposium April 15, 2011



# Biofueled Miniature Turbojet Engine



- **Competitive turbojet product** for an expanding UAV propulsion market:

- Adapt the engine as necessary to burn a **biofuel**.
- Increase the **thrust-to-weight** ratio of the engine.

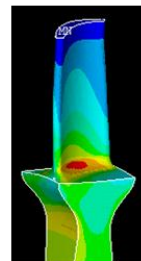
- **Engine modifications:**

- Add a variable area nozzle
- Combustion system redesign
- Fuel change to Synthetic Paraffinic Kerosene biofuel analog
- Commercial-off-the-shelf turbine replacement



- **Supporting analysis:**

- Real Brayton cycle analysis
- Shapiro and Ballal flow analysis
- ANSYS turbine thermomechanical models
- Shaft natural frequency and rotordynamics modeling



## Project Description

MISSION: CONCEIVE, DESIGN, IMPLEMENT, AND OPERATE AN ENVIRONMENTALLY RESPONSIBLE AERIAL VEHICLE

PROJECT SIZE: 1 8 GRADUATES  
1 2 SENIORS  
2 FRESHMEN

FLYING WING DESIGN: 3 METER WING SPAN  
DURATION OF DEVELOPMENT: 9 MONTHS  
TEST FLIGHTS: APRIL 2011

### Industry Simulation

INSPIRED BY NASA/BOEING X-48B AND NASA GREEN AVIATION INITIATIVES

PROJECT MANAGEMENT  
SYSTEMS ENGINEERING  
BUSINESS MANAGEMENT  
AERODYNAMICS  
WIND TUNNEL TESTING  
COMPOSITE MATERIALS  
CONTROL SYSTEMS  
ENTREPRENEURSHIP  
OUTSOURCING

### Follow The Sun

A GLOBAL DESIGN EFFORT  
3 INTERNATIONAL UNIVERSITIES  
USA, GER, AUS  
TEAMS 8 HOURS APART  
CLOUD FILE SHARING

### Hybrid-Electric Engine

2ND GENERATION  
PARALLEL TIGON GEARBOX  
VARIABLE OPTIMIZATION  
QUIET-MODE OF OPERATION


**HYPERION**

## Standalone-electric Optimized Lifting System, Transitionable Internal Combustion Engine

University of Colorado at Boulder

**SOLSTICE**  
2010-2011

Design, manufacture & operate a hybrid engine capable of performing the Hyperion concepts of operation.

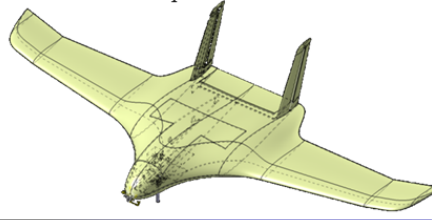


- Driven by Electric Motor and Internal Combustion engine concurrently and independently
- Custom flight control system directs propulsion operations
- Multiple achievable flight modes for innumerable applications



## HYPERION

Design & develop a blended wing-body aircraft with an international team of students to emulate global corporation operation.



Michaela Cui	Brett Miller
Tyler Drake	Corey Packard
Arthur Kreuter	Marcus Rahimpour
Gavin Kutil	Gauravdev Soin

*Faculty Advisor*  
Dr. Donna Gerren  
*Project Customer*  
Dr. Jean Koster – Tigon Enertec